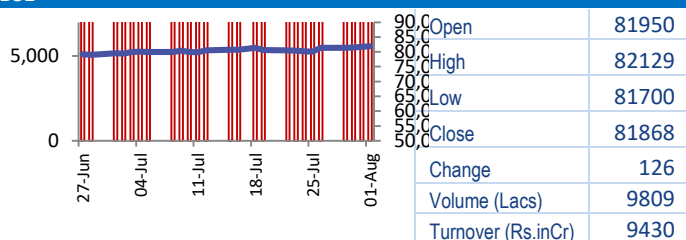
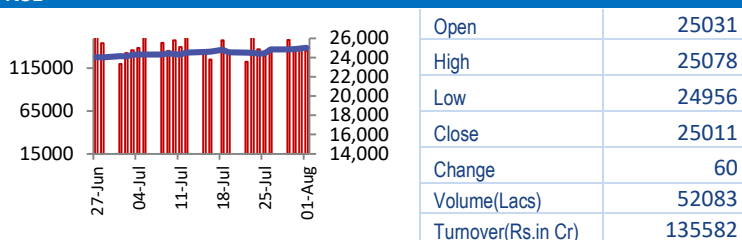


BSE



NSE



World Markets	Current	Previous	Pt. Chg	Var(%)
Dow	40348	40843	(495)	-1.2%
Dow Futures	40261	40514	(253)	-0.6%
Nasdaq	17194	17599	(405)	-2.3%
FTSE	8283	8368	(85)	-1.0%
Nikkei	36370	38126	(1756)	-4.6%
Hang Seng	16931	17305	(374)	-2.2%
Gift Nifty	24823	24898	(75)	-0.3%
Straits Singapore	3390	3420	(30)	-0.9%
South Korea	2686	2778	(91)	-3.3%
Taiwan	21964	22642	(678)	-3.0%
Shanghai	2916	2932	(16)	-0.6%

Commodity Prices	Current	Previous	Pt. Chg	Var(%)
Copper (\$/MT)	9053	9225	(172.5)	-1.9%
Alumin (\$/MT)	2296	2291	5.5	0.2%
Zinc (\$/MT)	2707	2676	31.5	1.2%
Brent Crude (\$/bbl)	79.8	79.5	0.3	0.4%
Gold (\$/Ounce)	2450	2446	4.0	0.2%
Silver (\$/Ounce)	28.6	28.5	0.1	0.2%
Light Crude (\$/bbl)	76.6	76.3	0.3	0.4%
N G (\$/mmbtu)	2.0	2.0	0.0	0.2%
Sugar (\$/MT)	523.5	535.0	(11.5)	-2.1%
Rubber (Rs./kg)	230.0	230.0	0.0	0.0%
Baltic Dry Index	1668	1708	(40.0)	-2.3%

Currency Exchange Rate	Current	Previous	Var(%)
Rs./\$ rate	83.73	83.73	0.00%
Rs./ Euro	90.24	90.65	-0.45%
Rs./Chinese Yuan	11.58	11.56	0.17%
Yen /\$ rate	149.45	149.36	0.06%
\$ US/Euro	1.08	1.08	-0.02%

Dollar Index	Current	Previous	Var(%)
Dollar Index	105.26	105.28	-0.02%

Support/ Resistance Levels for Today		
	Nifty	Bank Nifty Fut
Support 1	24770	51300
Support 2	24670	51100
Resistance	25000	52000

Securities in Ban For Trade	
BSOFT	GNFC
INDIACEM	GRANULES
INDIAMART	RBLBANK

Market Review

US: The yield on 10-year Treasury notes fell below 4%, with swap traders now fully expecting three rate cuts this year.

Asia: Japan's benchmark Nikkei 225 slumped over 5% on Friday as investors feared more rate hikes from the Bank of Japan in near future. Share indices in Asia-Pacific region were trading in negative in early trade as stocks on Wall Street stumbled on signs of weak US economy.

India: India's benchmark equity indices continued their record run for the fourth consecutive session on Thursday, with the Nifty 50 crossing the key psychological level of 25,000 for the first time as sentiments brightened after US Federal Reserve Chair Jerome Powell hinted of a possible rate cut in September. Both indices closed at their highest levels. Sensex closed 0.15%, or 126.21 points, higher to end at a fresh record high of 81,867.55, and Nifty added 59.75 points, or 0.24%, to end at a fresh lifetime high of 25,010.90. **Market is expected to open gap down note and likely to witness selling pressure during the day.**

Global Economy: South Korea's consumer inflation ticked up in July on supply-side pressures after weakening for three straight months, official data showed on Friday, coming in slightly higher than market expectations. The consumer price index (CPI) in July rose 2.6% from the same month a year earlier, after hitting an 11-month low of 2.4% in June, while economists in a Reuters survey had expected a gain of 2.5%.

The number of Americans filing new applications for unemployment benefits increased to an 11-month high last week, suggesting some softening in the labor market, though claims tend to be volatile around this time of the year. The report from the Labor Department on Thursday also showed the number of people on jobless rolls swelling in mid-July to the highest level since late 2021.

Commodities: Gold prices firmed on Friday and were set for a weekly gain, driven by prospects of a Fed rate cut in September and rising tensions in the Middle East, while market participants awaited U.S. nonfarm payrolls data for further direction.

Oil prices rose on Friday but were set for a fourth weekly decline as signs of disappointing global fuel demand growth outweighed fears of supply disruptions in the key Middle East production region.

Currency: The safe-haven Japanese yen and Swiss franc traded near multi-month highs against the dollar on Friday after an unexpected slump in U.S. manufacturing fuelled fears of a downturn.

FII Derivative Transactions (Rs. Cr)

Contracts	Purchase		Sell		Net	Open Interest (OI)		OI (Previous day)		Change	
	Contract	Value	Contract	Value		Contract	Value	Contract	Value	Contract	Value
Index Future	63447	4166	41388	2776	1390	508719	33598	493914	32644	14805	954
Index Option	35334293	2276426	36040792	2317120	(40694)	3780233	257090	5453427	350000	(1673194)	(92910)
Stock Future	447105	35905	424942	34278	1627	4091640	322615	4056993	321116	34647	1499
Stock Option	660805	53565	677405	54934	(1369)	471710	37970	417850	33790	53860	4180
Total	36505650	2370062	37184527	2409108	(39046)	8852302	651273	10422184	737550	(1569882)	(86277)

FII All Activity-BBG (Rs Cr)	Buy	Sell	Net
25-Jul-24	17721	19919	(2198)
26-Jul-24	20646	16377	4269
29-Jul-24	17595	20321	(2726)
30-Jul-24	14863	17729	(2866)
31-Jul-24	21330	24184	(2854)
Month to date- July	379884	351925	27959

FII (Prov.) (Rs Cr)	Buy	Sell	Net
26-Jul-24	18201	15655	2546
29-Jul-24	17372	19846	(2475)
30-Jul-24	14452	20051	(5599)
31-Jul-24	20049	23511	(3462)
1-Aug-24	17860	15771	2089
Month to date-Aug	17860	15771	2089

DII (Prov.) (Rs. Cr)	Buy	Sell	Net
26-Jul-24	18856	16082	2774
29-Jul-24	18993	13328	5666
30-Jul-24	18719	13154	5565
31-Jul-24	16593	13226	3367
1-Aug-24	13956	14293	(337)
Month to date-Aug	13956	14293	(337)

FII Debt - BBG (Rs. Cr)	Buy	Sell	Net
25-Jul-24	2102	728	1375
26-Jul-24	1668	2327	(659)
29-Jul-24	3816	1425	2390
30-Jul-24	2982	1573	1409
31-Jul-24	6437	4730	1708
Month to date- July	51011	29147	21864

Market Breadth	BSE		NSE	
	No.	%	No.	%
Advance	1524	38%	926	34%
Decline	2436	60%	1767	64%
Unchanged	88	2%	50	2%

Market Turnover	01-Aug	31-Jul	Var (%)
BSE Cash	9430	8737	8%
NSE Cash	135582	136355	-1%
NSE Futures	174620	159653	9%
NSE Options	42996357	56079317	-23%
Total (Rs.Cr)	43315989	56384062	-23%

Volatility Index	01-Aug	31-Jul
Volatility Index	12.93	13.25

Index PE - TTM	01-Aug	Yr. High	Yr. Low
Sensex	24.3	26.0	21.8
Nifty	23.5	28.8	20.3

Corporate News

Godrej Agrovet To Acquire Remaining Stake In Tyson Foods JV For Rs 323 Crore

Godrej Agrovet Ltd. will acquire the remaining 49% stake in its joint venture with American packaged food retailer Tyson Foods' India unit for Rs 323 crore. The board on Thursday approved a share purchase agreement with Tyson India Holdings Ltd. and Godrej Tyson Foods Ltd. for the acquisition of 97,461 equity shares of GTFL, making it a wholly owned subsidiary. The transaction is expected to be completed by Aug. 31. (BQ)

Infosys tax evasion: Karnataka GST body withdraws pre-show-cause notice, orders response to taxman

Infosys announced in a regulatory filing to the stock exchanges on Thursday, August 1, that the Karnataka state GST watchdog has withdrawn the pre-show-cause notice against the company for alleged tax evasion. The tax authority has directed the software services company to submit further responses to the Directorate General of GST Intelligence (DGGI) central authority. (Mint)

Economy

GST collection surges over 10 per cent to Rs 1.82 lakh crore in July

Goods and Services Tax (GST) collections in July saw a significant increase, totaling Rs 182,075 crore, which marks a 10.3% rise compared to Rs 165,105 crore collected in July 2023. This growth was observed across all categories: Central GST (CGST), State GST (SGST), Integrated GST (IGST), and cess, reported ANI. (ET)

Rs 2000 banknotes: 97.92 pc returned; Rs 7,409 cr worth notes still with public

The Reserve Bank of India (RBI) on Thursday said 97.92 per cent of the Rs 2000 denomination banknotes have returned to the banking system, and only Rs 7,409 crore worth of the withdrawn notes are still with the public. On May 19, 2023, the RBI announced the withdrawal of Rs 2000 denomination banknotes from circulation. (ET)

International

US launches Nvidia antitrust probe after rivals' complaints, The Information reports

The U.S. Department of Justice (DOJ) has launched an investigation into Nvidia after complaints from competitors that it may have abused its market dominance in selling chips that power artificial intelligence, The Information reported on Thursday. (Inv)

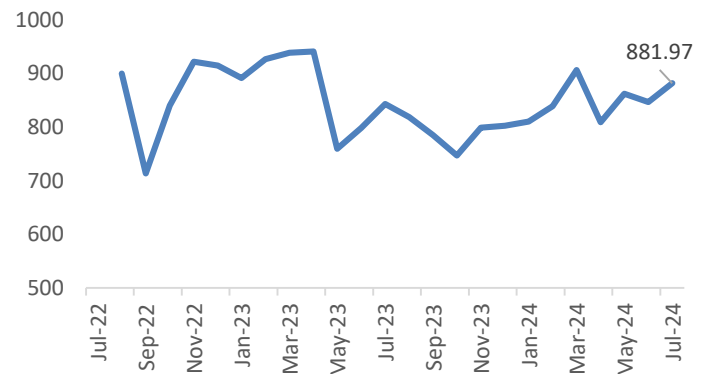
Top 5 Nifty Gainers	01-Aug	31-Jul	Var(%)
POWERGRID	361	348	3.7%
COALINDIA	540	522	3.5%
ONGC	342	334	2.3%
DRREDDY	6888	6751	2.0%
SHRIRAMFIN	2989	2932	2.0%
Top 5 Nifty Losers	01-Aug	31-Jul	Var(%)
M&M	2828	2908	-2.7%
HEROMOTOCO	5372	5488	-2.1%
TATASTEEL	163	165	-1.4%
SBIN	863	872	-1.1%
TATAMOTORS	1144	1157	-1.1%

BSE Index Watch	Last	1 day	1 wk	1 mth	1 yr
SENSEX	81868	0.2%	2.3%	3.1%	24.5%
MIDCAP	48248	-0.8%	3.3%	4.0%	61.2%
SMLCAP	54946	-0.7%	2.2%	3.7%	58.1%
AUTO	59715	-0.8%	3.2%	4.6%	68.8%
BANKEX	58830	-0.1%	1.2%	-0.8%	16.2%
Capital Goods	74751	-1.2%	3.4%	2.3%	73.6%
FMCG	22524	0.1%	0.2%	9.4%	19.4%
Health Care	40635	0.3%	3.3%	9.4%	47.8%
IT	41482	-0.5%	1.3%	9.0%	36.5%
METAL	32885	0.3%	5.2%	-1.0%	50.8%
Oil & Gas	32755	0.6%	3.0%	10.5%	71.4%
Power	8514	0.9%	6.4%	7.8%	99.6%
Realty	8397	-1.7%	0.9%	-3.2%	91.2%

NSE USD Futures	01-Aug	31-Jul	Var (%)
August Expiry (Rs./\$)	82.89	83.81	-1.1%
Sept Expiry (Rs./\$)	83.59	83.59	0.0%
Total Turnover (Rs. Crore)	2946	1734	70%

Sectors	TTM PE
Auto	35.61
Auto Ancillary	53.69
Banking	15.08
Engineering	44.8
Cement	79.98
Diamonds & Jewellery	63.16
Housing Finance	25.19
Infrastructure & Const	35.37
Metals-Aluminium	41.51
Metal – Steel	19.17
Oil Expl.	16.82
Pharma	11.99
Power – Gen. Supp.	44.41
Information Tech.	25.91
Sugar	20.42
Telecom Serv. Prov.	92.22
Tyres	29.62

Palm oil price (\$/Metric Tonne) (Source: BBG)



10 year G-Sec Yield	Current	Previous	Change
US	3.95%	3.98%	(3) bps
Japan	0.97%	1.04%	(7) bps
India	6.92%	6.93%	(1) bps
UK	3.88%	3.97%	(9) bps
Libor 3 Mths	5.50%	5.51%	(1) bps

Indian Eco Data	Current	Previous	Var(%)
Forex Reserve (US\$ in bn)	654	652	0.3%
Inflation - WPI	3.36%	2.61%	75 bps
Inflation - CPI	5.08%	4.80%	28 bps

India GDP	Q4FY24	Q3FY24	Var(%)
Growth	7.76%	8.57%	(81) bps

Monetary Policy	Current	Previous	Change
Repo Rate	6.50%	6.50%	0 bps
Reverse Repo Rate	3.35%	3.35%	0 bps
CRR	4.50%	4.50%	0 bps
O/S Banking System Liquidity (Rs bn)	1792	1474	317.6

IIP Growth %	Jan-24	Jan-23	Apr-Feb
IIP	5.9	5.7	6.2
Mining	5.9	9.0	8.5
Manufacturing	3.2	4.5	5.7
Electricity	5.6	12.7	7.0

ADR Price Movement

Company	Price (US\$)	Volume	Previous Day Price	Volume	Variance (%)	No. of Share Per ADR	ADR Price (Rs.)	BSE Price	Variance (%)
Infosys Tech	22.30	10759621	22.13	18250708	0.77%	1	1867.15	1852.60	0.8%
Wipro	6.10	1363211	6.16	3136578	-0.97%	1	510.75	521.55	-2.1%
Dr.Reddy's	82.53	210218	81.28	317615	1.54%	1	6910.14	6887.95	0.3%
ICICI Bank	28.79	5492244	29.11	4114314	-1.10%	2	1205.28	1210.10	-0.4%
HDFC Bank	60.51	3194612	60.01	1785588	0.83%	3	1688.81	1638.80	3.1%

GDR's (US\$)

	Prices	Prev. Close	Change	Var %
L&T	45.00	45.60	(0.6)	-1.3%
RIL	72.30	72.10	0.2	0.3%
SBI	102.40	104.00	(1.6)	-1.5%

US Economy Data

	Current	Previous
Inflation (%) (YoY)	3.00%	3.30%
Unemployment (%)	4.10%	4.00%

Interest Rate (%)

	Current	Previous
Fed Rate	5.50%	5.50%

US GDP

	Q1CY24	Q4CY23	Q4CY22
Growth (QoQ Annualized)	2.80%	1.40%	2.60%

China Economy Data

	Current	Previous
GDP	4.70%	5.30%
Inflation – CPI (%)	0.20%	0.30%

Economic Calendar

	Date
Indian GDP Data	30 Aug
Indian Inflation Data CPI	12 Aug
Indian Inflation Data WPI	14 Aug
Indian Monetary Policy	08 Aug
India's Industrial Production (IIP)	12 Aug
US Inflation Data	14 Aug
US GDP	30 Aug
US Unemployment Data	02 Aug
US Fed Rate	To be announced
China GDP	18 Oct
China Inflation Data	9 Aug

Event Update

Name	Date	Purpose
Ajmera Realty & Infra India Ltd.	02-08-24	Rs.4.00 per share(40%)Final Dividend
Albert David Ltd.	02-08-24	Rs.11.50 per share(115%)Final Dividend
Bigbloc Construction Ltd.	02-08-24	Rs.0.40 per share(20%)Final Dividend
Cipla Ltd.	02-08-24	Rs.13.00 per share(650%)Final Dividend
Coforge Ltd.	02-08-24	Rs.19.00 per share(190%)Interim Dividend
Divi's Laboratories Ltd.	02-08-24	Rs.30.00 per share(1500%)Final Dividend
Embassy Office Parks REIT	02-08-24	Income Distribution RITES
Everest Industries Ltd.	02-08-24	Rs.2.50 per share(25%)Final Dividend
HB Stockholdings Ltd.	02-08-24	Rs.1.50 per share(15%)Dividend
HRH Next Services Ltd.	02-08-24	Remote E-voting and AGM
Jubilant Ingrevia Ltd.	02-08-24	Rs.2.50 per share(250%)Final Dividend
Jubilant Pharmova Ltd.	02-08-24	Rs.5.00 per share(500%)Final Dividend
Jupiter Life Line Hospitals Ltd.	02-08-24	Rs.1.00 per share(10%)Final Dividend
Keltech Energies Ltd.	02-08-24	Rs.1.50 per share(15%)Final Dividend
Mangalam Worldwide Ltd.	02-08-24	Dividend
Matrimony.Com Ltd.	02-08-24	Rs.5.00 per share(100%)Final Dividend
Mindspace Business Parks REIT	02-08-24	Income Distribution RITES
Narayana Hrudayalaya Ltd.	02-08-24	Rs.4.00 per share(40%)Dividend
Sharda Cropchem Ltd.	02-08-24	Rs.3.00 per share(30%)Final Dividend
Share India Securities Ltd.	02-08-24	Interim Dividend

Bulk Deal As On 01/08/24

BSE					
Security Code	Security Name	Client Name	Deal	Quantity	Price
543377	ADISHAKTI	SHAH DIPAK KANAYALAL	B	30000	11.81
513513	ADITYA	SHAH DIPAK KANAYALAL	B	101000	12.29
513513	ADITYA	SNEHA SANJEEV LUNKAD	S	89892	12.29
538351	AFEL	SEIFER RICHARD MASCARENHAS	B	79238	16.24
538351	AFEL	SEIFER RICHARD MASCARENHAS	S	60000	16.24
543349	AMIORG	SBI MUTUAL FUND	B	1162265	1350
543349	AMIORG	PLUTUS WEALTH MANAGEMENT LLP	S	1000000	1350
513401	ASHIS	EKTA	B	50000	42
513401	ASHIS	SHARE INDIA SECURITIES LIMITED	B	50000	41.99
513401	ASHIS	SHARE INDIA SECURITIES LIMITED	S	244	41.99
513401	ASHIS	SHREE GIRIRAJ SECURITIES PRIVATE LIMITED	S	62659	42
530429	ASHISHPO	AMIN ABDULBHAJ NAYANI	B	19965	79.53
532113	BRJLEAS	SUMANCHEPURI	S	84477	14.5
532113	BRJLEAS	RAMESHCHEPURI	S	33338	14.35
532113	BRJLEAS	PRITHVI FINMART PRIVATE LIMITED	S	60193	14.35
532113	BRJLEAS	PRITHVI FINMART PRIVATE LIMITED	B	60193	14.27
512379	CRESSAN	ABHINAV COMMOALES	B	2000000	13.35
512379	CRESSAN	DAMINI COMMOALES LLP	S	2074350	13.35
512379	CRESSAN	DAMINI COMMOALES LLP	B	163226	13.33
544220	CTLLAB	SVCM SECURITIES PRIVATE LIMITED	B	1200	113.95
544220	CTLLAB	SVCM SECURITIES PRIVATE LIMITED	S	31200	114.4
544220	CTLLAB	MULTIPLIER SHARE & STOCK ADVISORS PRIVATE LIMITED	B	12000	115
544220	CTLLAB	SANJAY HARSHADRAI MEHTA	B	32400	119.51
544220	CTLLAB	BIPINKUMAR RAMESHCHANDRA MEHTA	B	14400	115
544220	CTLLAB	SHARAD BEHARILAL HARLALKA	B	12000	115
531502	ESARIND	NIDHI NARESH NANDU	S	261400	5.96
506414	FERMENTA	KRISHAN PREMNARAYEN	B	405000	255.95
506414	FERMENTA	EXCEL FINANCE AND INVESTMENTS	S	405000	255.95
540190	FRANKLININD	TOPGAIN FINANCE PRIVATE LIMITED	S	800000	3.47
543538	GOEL	SATYA PRAKASH MITTAL HUF	S	28000	45.99
539222	GROWINGTON	VIKRAM SURESH KUMAR MEHTA	B	900000	5.79
513337	GUJTLRM	SUNRISE GILTS AND SECURITIES PVT LTD	S	3182956	12.33
513337	GUJTLRM	SUNRISE GILTS AND SECURITIES PVT LTD	B	92022	13.17
513337	GUJTLRM	MULTIPLIER SHARE & STOCK ADVISORS PRIVATE LIMITED	B	3778712	12.09
537709	HANSUGAR	AMIN ABDULBHAJ NAYANI	B	215000	10.7
543546	HEALTHYLIFE	TANDRA SENGUPTA	S	220000	35.36
540377	IFL	VIJAY DUTT CHANDOLA	B	7649993	1.22
541983	INNOVATIVE	JEWEL CHITRANJAN GAMADIA	S	95000	24.5
524400	ISHITADR	KHANT PIYUSHKUMAR	B	39545	103.11
524400	ISHITADR	ARJUNSINH RANUBHA VAGHELA	B	31668	102.08
524400	ISHITADR	KHANT PIYUSHKUMAR	S	37612	96.99
524400	ISHITADR	ARJUNSINH RANUBHA VAGHELA	S	26913	97.39
544160	JAYKAILASH	KETANKESHAVJISHAH	B	25600	70.95
543286	JETMALL	SWATI SANJAY JAIN	B	60000	10.99
543286	JETMALL	TALIB ZAFAR	S	36000	11
523594	KUNSTOFF	PRAGNESH ROHITKUMAR PANDYA	S	59240	39.14
523594	KUNSTOFF	PRAGNESH ROHITKUMAR PANDYA	B	50	36.5
524748	LINKPH	SHANKHAJIT SRIMANI	S	25000	41.67

539594	MISHTANN	HITESHKUMAR GAURISHANKAR PATEL	S	6000000	16.4
539594	MISHTANN	ANTARA INDIA EVERGREEN FUND LTD	B	5600000	16.4
531832	NAGTECH	PROGNOSIS SECURITIES PVT. LTD.	B	130000	22.85
521062	OCTAVE	PRITHVI FINMART PRIVATE LIMITED	B	171476	5.15
521062	OCTAVE	MULTIPLIER SHARE & STOCK ADVISORS PRIVATE LIMITED	S	175000	5.26
521062	OCTAVE	MULTIPLIER SHARE & STOCK ADVISORS PRIVATE LIMITED	B	100386	5.26
521062	OCTAVE	PRITHVI FINMART PRIVATE LIMITED	S	178223	5.15
531512	ORIENTTR	ASHWIN CHARANJITSINGH BUDHRAJA	B	80000	14.59
531395	PADAMCO	RUCHI HIRJI GADA	B	75500	50.67
531395	PADAMCO	MANJULA HIRJI GADA	B	26500	49.62
531395	PADAMCO	REKHA GUPTA .	S	110000	49.5
544141	PESB	ARHAM SHARE PRIVATE LIMITED	B	164800	184.36
530095	PRADHIN	ABBAS FAKHRI KARIMI	B	32170	40.62
530095	PRADHIN	DHRUV GANJI	S	72615	40.44
539495	RAJKOTINV	RAJNISH RATHI	B	5300	44.17
522207	RASANDIK	SHAH SHARAD KANAYALAL	B	50000	140.28
543248	RBA	PLUTUS WEALTH MANAGEMENT LLP	S	14400000	113
543248	RBA	HDFC MUTUAL FUND	B	12436709	113
539760	RELICAB	VENKATESHWARA INDUSTRIAL PROMOTION CO LIMITED	S	74518	129.22
512097	SAICOM	KAMLESH NAVINCHANDRA SHAH	S	618155	0.76
512097	SAICOM	KAMLESH NAVINCHANDRA SHAH	B	1140402	0.75
511672	SCANSTL	ALOK SANGWAN	S	336394	68.06
511672	SCANSTL	ACAIPL INVESTMENT & FINANCIAL SERVICES PRIVATE LIMITED	S	774173	67.91
540147	SHASHIJIT	SEJAL AMRISH SHAH	B	327000	7.1
516038	SOMAPPR	KARTHIKAKIZHAKKAYILMANOHARAN	B	10000	88.77
539217	SRESTHA	SYLPH TECHNOLOGIES LIMITED	S	350000	2.17
539217	SRESTHA	SYLPH TECHNOLOGIES LIMITED	B	4500000	2.19
539217	SRESTHA	NITIBEN ALPESHBHAI KADECHA	B	4609440	2.17
539217	SRESTHA	SAROJ GUPTA	S	37156	2.17
539217	SRESTHA	RAJAN GUPTA	B	10000000	2.25
539217	SRESTHA	SAROJ GUPTA	B	13500000	2.17
539217	SRESTHA	RATHOD MANOJ CHHAGANLAL HUF	S	14750000	2.22
540914	SRUSTEELS	KUMAR HIRAK SINGH	B	76000	9.99
540914	SRUSTEELS	PRIYASHA MEVEN FINANCE LTD.	B	83105	9.76
540914	SRUSTEELS	PRIYASHA MEVEN FINANCE LTD.	S	83105	9.93
540914	SRUSTEELS	SAROJ GUPTA	S	65000	10.71
540914	SRUSTEELS	HIRALBEN KEYURBHAI DAGLI	B	100000	10.59
540914	SRUSTEELS	SURESH KUMAR JANGID	S	651823	9.79
540914	SRUSTEELS	SRESTHA FINVEST LIMITED	S	552399	10.09
540914	SRUSTEELS	SRESTHA FINVEST LIMITED	B	552399	9.87
540492	STARLENT	VIKRAMBHAI GOKALBHAI CHAUDHARI	B	243580	162.05
540492	STARLENT	VIKRAMBHAI GOKALBHAI CHAUDHARI	S	242448	162.05
513575	STERPOW	JIGAM SHASHIKANT GANDHI	S	32546	50.72

543745	SVS	ABDUL AHAD SHAKEEL MISTRY	B	108000	13.99
531499	SYBLY	DHANUSH DILP KUMAR SURANA SURANA	B	50000	9.33
531499	SYBLY	HANSA CHANDRAKANT MEHTA	S	70771	9.33
531499	SYBLY	PURVEE SACHIN MEHTA	S	50000	9.33
523301	TCPLPACK	MNCL CAPITAL COMPOUNDER FUND 2	B	46390	3099.38
542765	TRANSPACT	AJAY BAJIRAO GAIKWAD	B	12000	349.78
542765	TRANSPACT	RAJARAMCHOUDHARY	B	2000	305
542765	TRANSPACT	VISHAL MINDA	S	5000	305
542765	TRANSPACT	AJAY BAJIRAO GAIKWAD	S	500	321.1
542765	TRANSPACT	RAJARAMCHOUDHARY	S	2000	326.93
542765	TRANSPACT	PUNAM NARENDRA PADIA	S	3000	350
542765	TRANSPACT	ANIL PARAMESHWAR PANDIT	B	2000	332.69
542765	TRANSPACT	JYOTSNABEN RANCHHODLAL PATEL	B	3000	340
542765	TRANSPACT	KUNAL VILAS KARNIK	B	5000	343
542765	TRANSPACT	VISHAL MAHESH WAGHELA	S	6000	343
542765	TRANSPACT	MANISH NITIN THAKUR	S	7000	346.57
542765	TRANSPACT	SISTLA VENKATESWARLU	S	2000	341.25
539040	TTIL	KAUSHAL HITESHBHAI PARIKH	S	366758	25.11
532867	V2RETAIL	MIV INVESTMENT SERVICES PRIVATE LIMITED	B	197000	983.25
511523	VEERHEALTH	RAHUL YASHVANTRAY SHAH	B	101900	24.29
543545	VEERKRUPA	AMMISHI MEEHIR DESAI	S	668000	2.31
543545	VEERKRUPA	SHAH CHIRAG A	S	835000	2.31
509026	VJTFEDU	FAITHFUL VANIJYA PRIVATE LIMITED	B	538539	97
509026	VJTFEDU	SAM FINANCIAL SERVICES LLP	S	550000	97

NSE

Security Code	Security Name	Client Name	Deal	Quantity	Price
ANTGRAPHIC	Antarctica Graphics Ltd	MULTIPLIER SHARE & STOCK ADVISORS PRIVATE LIMITED	SELL	1226654	1.5
APRAMEYA	Aprameya Engineering Ltd	HEM FINLEASE PVT LTD	BUY	200000	75.6
ATAM	Atam Valves Limited	AMIT JAIN	SELL	246525	185.15
ATAM	Atam Valves Limited	YUVRAJ HIRALAL MALHOTRA	BUY	125000	186.6
AURUM	Aurum PropTech Limited	GHALLA BHANSALI STOCK BROKERS PRIVATE LIMITED	BUY	151400	179.22
DAVANGERE	Dav angere Sugar Company	GANESH S S	SELL	20698693	7.31
GACMDVR-RE	GACM Technologies Limited	GA TRADING COMPANY	BUY	361192	0.51
GACMDVR-RE	GACM Technologies Limited	NARENDRA KUMAR	SELL	399000	0.51
GRETEX	Gretext Industries Ltd.	JIGNESH AMRUTLAL THOBHANI	BUY	24000	135
GRETEX	Gretext Industries Ltd.	TALENT INVESTMENT COMPANY PRIVATE LIMITED	SELL	24000	135
BIRDYS	Grill Splendour Ser Ltd	BLACK HAWK PROPERTIES PRIVATE LIMITED	BUY	92400	74.95
BIRDYS	Grill Splendour Ser Ltd	RAJESH SHANTILAL VAKHARIA	SELL	93600	74.95
KSHITJPOL	Kshitij Polyline Limited	RDS CORPORATE SERVICES PRIVATE LIMITED	BUY	700000	7.39
KSHITJPOL	Kshitij Polyline Limited	SHREYANS SHANTILAL SHAH	SELL	600000	7.39
KSHITJPOL	Kshitij Polyline Limited	SUNRISE GILTS & SECURITIES PVT LTD	SELL	1200000	7.39
LATTEYS	Latteys Industries Ltd	MULTIPLIER SHARE & STOCK ADVISORS PRIVATE LIMITED	SELL	683804	23.26
RAMASTEEL	Rama Steel Tubes Limited	ASHOKKUMAR RAMLAL BANSAL	SELL	7400000	11.12
RAMASTEEL	Rama Steel Tubes Limited	SHASHI BANSAL	SELL	7450000	11.1
SABAR	Sabar Flex India Limited	ANKIT GUPTA	BUY	105000	24.51
SURYODAY	Suryoday Small Fin Bk Ltd	LOK CAPITAL GROWTH FUND	SELL	610345	190.62
TCPLPACK	TCPL Packaging Limited	MNCL CAPITAL COMPOUNDER FUND 2	BUY	49109	3098.32
TROM	Trom Industries Limited	CAMELLIA TRADEX PRIVATE LIMITED	BUY	75600	218.5
TROM	Trom Industries Limited	GROWTH SECURITIES PRIVATE LIMITED	BUY	99600	229.4
TROM	Trom Industries Limited	MULTIPLIER SHARE & STOCK ADVISORS PRIVATE LIMITED	BUY	200400	229.4
TROM	Trom Industries Limited	SUNFLOWER BROKING PRIVATE LIMITED	SELL	136800	229.4
WTICAB	Wise Travel India Limited	MASATYA TECHNOLOGIES PRIVATE LIMITED	SELL	175000	288.68
ZAGGLE	Zaggle Prepa Ocean Ser L	ROHAN MANOJ SHAH	BUY	700000	358.3
ZAGGLE	Zaggle Prepa Ocean Ser L	SOCIETE GENERALE	SELL	855514	356.43

Disclosure:

Research Reports that are published by Nirmal Bang Securities Private Limited (hereinafter referred to as "NBSPL") are for private circulation only. NBSPL is a registered Research Analyst under SEBI (Research Analyst) Regulations, 2014 having Registration no. INH000001766. NBSPL is also a registered Stock Broker with National Stock Exchange of India Limited, BSE Limited, Metropolitan Stock Exchange of India Limited, Multi Commodity Exchange of India Limited and , National Commodity and Derivative Exchange Limited in Capital Market , Equity and Commodities derivatives segments and Currency Derivatives Segment .

NBSPL has other business divisions with independent research teams separated by Chinese walls, and therefore may, at times, have different or contrary views on stocks and markets.

NBSPL or its associates have not been debarred / suspended by SEBI or any other regulatory authority for accessing / dealing in securities Market since last 20 years. NBSPL, its associates or analyst or his relatives do not hold any financial interest (Except Investment) in the subject company. NBSPL or its associates or Analyst do not have any conflict or material conflict of interest at the time of publication of the research report with the subject company. NBSPL or its associates or Analyst or his relatives may or may not hold beneficial ownership of 1% or more in the subject company at the end of the month immediately preceding the date of publication of this research report.

NBSPL or its associates / analyst has not received any compensation / managed or co-managed public offering of securities of the company covered by Analyst during the past twelve months. NBSPL or its associates have not received any compensation or other benefits from the company covered by Analyst or third party in connection with the research report. Analyst has not served as an officer, director or employee of Subject Company. NBSPL / analyst has not been engaged in market making activity of the subject company.

Analyst Certification: The research analysts and authors of these reports, hereby certify that the views expressed in this research report accurately reflects my/our personal views about the subject securities, issuers, products, sectors or industries. It is also certified that no part of the compensation of the analyst(s) was, is, or will be directly or indirectly related to the inclusion of specific recommendations or views in this research. The analyst(s) principally responsible for the preparation of this research report and has taken reasonable care to achieve and maintain independence and objectivity in making any recommendations.

Disclaimer:

The Research Report is for the personal information of the authorized recipient and does not construe to be any investment, legal or taxation advice. NBSPL is not soliciting any action based upon it. Nothing in the research report shall be construed as a solicitation to buy or sell any security or product, or to engage in or refrain from engaging in any such transaction. In preparing the research report, we did not take into account the investment objectives, financial situation and particular needs of the reader.

The research report has been prepared for the general use of the clients of NBSPL and must not be copied, either in whole or in part, or distributed or redistributed to any other person in any form. If you are not the intended recipient you must not use or disclose the information in the research report in any way. Though disseminated to all the customers simultaneously, not all customers may receive the research report at the same time. NBSPL will not treat recipients as customers by virtue of their receiving the research report. The research report is not directed or intended for distribution to or use by any person or entity resident in a state, country or any jurisdiction, where such distribution, publication, availability or use would be contrary to law, regulation or which would subject NBSPL & its group companies to registration or licensing requirements within such jurisdictions.

The report is based on the information obtained from sources believed to be reliable, but we do not make any representation or warranty that it is accurate, complete or up-to-date and it should not be relied upon as such. We accept no obligation to correct or update the information or opinions in it. NBSPL or any of its affiliates or employees shall not be in any way responsible for any loss or damage that may arise to any person from any inadvertent error in the information contained in the research report. NBSPL or any of its affiliates or employees do not provide, at any time, any express or implied warranty of any kind, regarding any matter pertaining to this report, including without limitation the implied warranties of merchantability, fitness for a particular purpose, and non-infringement. The recipients of the research report should rely on their own investigations.

This information is subject to change without any prior notice. NBSPL reserves its absolute discretion and right to make or refrain from making modifications and alterations to this statement from time to time. Nevertheless, NBSPL is committed to providing independent and transparent recommendations to its clients, and would be happy to provide information in response to specific client queries.

Before making an investment decision on the basis of research report, the reader needs to consider, with or without the assistance of an adviser, whether the advice is appropriate in light of their particular investment needs, objectives and financial circumstances. There are risks involved in securities trading. The price of securities can and does fluctuate, and an individual security may even become valueless. International investors are reminded of the additional risks inherent in international investments, such as currency fluctuations and international stock market or economic conditions, which may adversely affect the value of the investment. Opinions expressed are subject to change without any notice. Neither the company nor the director or the employees of NBSPL accept any liability whatsoever for any direct, indirect, consequential or other loss arising from any use of the research report and/or further communication in relation to the research report. Here it may be noted that neither NBSPL, nor its directors, employees, agents or representatives shall be liable for any damages whether direct or indirect, incidental, special or consequential including lost revenue or lost profit that may arise from or in connection with the use of the information contained in the research report.

Copyright of this document vests exclusively with NBSPL.

Our reports are also available on our website

Registration granted by SEBI and certification from NISM in no way guarantee performance of NBSPL or provide any assurance of returns to investors.

Nirmal Bang Research (Division of Nirmal Bang Securities Pvt. Ltd.)

B-2, 301/302, Marathon Innova,
Opp. Peninsula Corporate Park
Off. Ganpatrao Kadam Marg
Lower Parel(W), Mumbai-400013
Board No. : 91 22 6723 8000/8001
Fax. : 022 6723 8010